

Contact

IGEN Tech Co., Ltd.

 Add: Block F4, China IoT International Innovation Park, No. 200,
Linghu Avenue, Wuxi, Jiangsu, P. R. China

 Sales Inquiries: info@solarmanpv.com

 After-sales Inquiries: customerservice@solarmanpv.com

 Website: www.solarmanpv.com

Single-Phase Remote Control Meter (WiFi)

Product Model:

DDZY422-D2-W



Introduction

Single-Phase Remote Control Meter (DDZY422-D2) is applied for energy management purpose, and it works to measure and control electricity consumption of PV system, power system, construction industry, communication industry and etc,. It is mainly used in measuring and displaying voltage, current, power, frequency, power factor, active energy data and etc,.Embedded GPRS function enables remote data transmission and circuit ON-OFF.

Standard 35mm DIN-Rail mount features in compact size and easy to install.

DDZY422-D2 can be widely used in power monitoring in enterprise, PV plant, hotel, school and government organization.

Feature

1. Measure consumption data of single circuit for power system;
2. Standard 35mmDIN-Rail, width: 36mm, easy to install;
3. WiFi remote communication, compatible with SOLARMAN platform;
4. Support remote shutdown.

Basic Parameter

Catalogue	Parameter	Value	
Communication Parameter	Wireless Type	WiFi	
	Wireless Standard	802.11 b/g/n	
	Frequency Range	2.412GHz-2.484GHz	
	Transmission Power		802.11b: +16 +/-2dBm(@11Mbps)
			802.11g: +14+/-2dBm(@54Mbps)
			802.11n: +13+/-2dBm(@HT20, MCS7)
	Antenna	SMA "Pepper" WIFI Antenna	
	Memory	2M BYTE FLASH	
	SIM Card	Micro SIM	
	Local Serial Communication	RS485	
	Serial Communication Parameter	Address: 001, 9600bps, E, 8, 1	
	Uploading Interval	5min	
	Remote	Remote Server	
	Firmware Upgrade	Remote Upgrade	
Others	Real-time Control, Data resuming		

Meter Parameter	Rated Voltage	230V AC
	Current	5(60)A
	Rated Frequency	50/60Hz
	Power Range	0 ~ 999999.99kWh
	Accuracy Class	Active 1.0
	Consumption	≤3.5W
	Pulse Constant	1200imp/kWh
Environment Parameter	Working Temperature	Normal Temperature: -30°C ~ +70°C Limitation: -40°C ~ +85°C
	Relative Humidity	≤85%, no condensation, Altitude < 3000m
	Air Pressure	70kPa ~ 106kPa
	Storage Environment	Temperature: -40°C ~ 85°C, Humidity ≤ 85%

No.	Content	Display	Unit
1	Total Positive Active High Energy (4-digit)	****	kWh
2	Total Positive Active Low Energy (4-digit with 2 decimal places)	**.**	kWh
3	MODBUS COM Address	A ***	
4	Voltage	U ***	V
5	Current	L #**	A
6	Power	P #**	kW
7	Power Factor	PF *.*	
8	Frequency	F *.*	

Display

Display panel

(Note: * represents a number, # represents minus sign/-, screen turning interval: 1s)

Instruction for total positive active energy

LCD display: 4-bit segment code, Default: 2 decimal places






Example (Data less than 99.99):



Example (Data more than 99.99):








Interface Identification

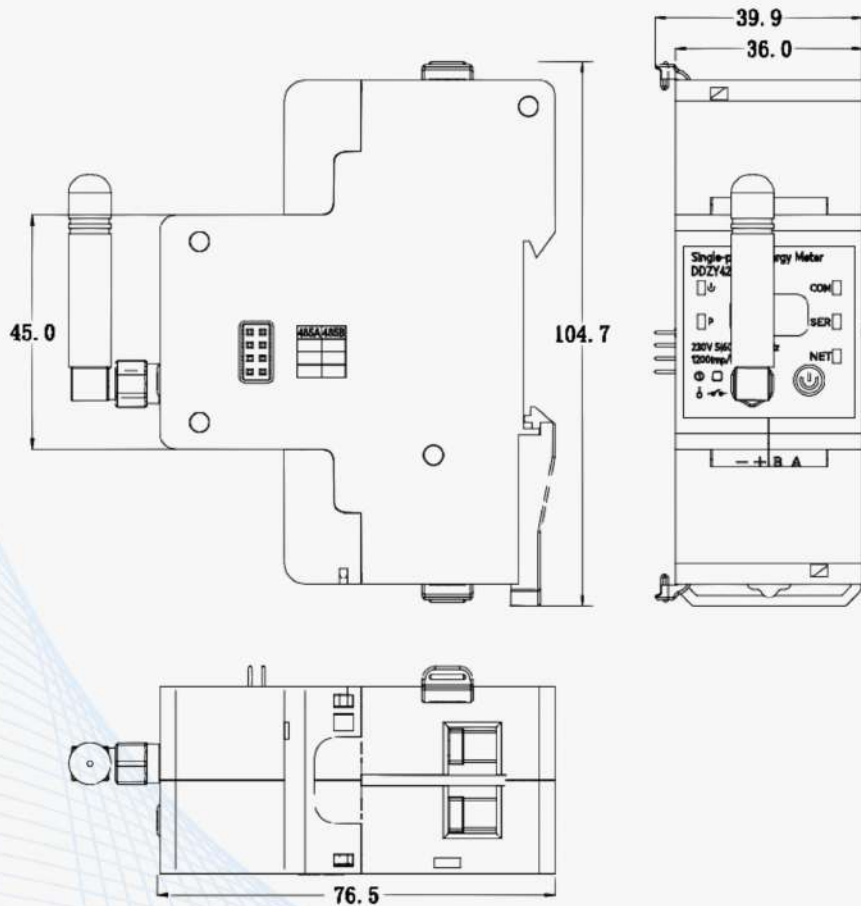
	RS485A	RS485 A Receiving&S ending Data	Address: 001、 9600 bps、 E、 8、 1
	RS485B	RS485 B Receiving&S ending Data	
	+	Pulse	Meter calibration interface
-	Pulse		
	L↓	L-line In	L-line Interface
	L↑	L-line Out	
	N	N-line In	N-line Interface
	Pin1	RS485 B Receiving&S ending Data	Address: 001、 9600 bps、 E、 8、 1
	Pin2	RS485 A Receiving&S ending Data	
	Pin3-8	---	
	Pin1	RS485 A Receiving&S ending Data	Address: 001、 9600 bps、 E、 8、 1
	Pin2	RS485 B Receiving&S ending Data	
	Pin3-8	---	

Note: Data interface of Pin, female head RxD, TxD are direct through.

Indicator Lights Instructions

Light	Implication	Instruction
	Pulse Light (Green)	1.On: Closing 2.Off: Opening
	Energy Pulse Light (Red)	1.Flash: 1200 times mean 1kWh (Flash frequency will depend on consumption situation)
	Communication status with WiFi module and meter (Green)	1.On: WiFi module connected to meter 2.On 400ms/Off 400ms: Data transmitting 3.Off: WiFi module fail to communicate with meter
	Communication status with logger and server (Green)	1.On: Server connected 2.On 400ms/Off 400ms: Router connected, server not connected 3.Off: Router not connected
	WiFi module running status (Green)	1.On 64ms/Off 2000ms: WiFi module runs normally 2.On/Off: WiFi module runs abnormally

Product Size



Product Picture




Left View



Front View



Right View



Top View



Back View



Bottom View